




TERMINAL 5 – SUMMER 2020 CAPACITY PARAMETERS

CAPACITY LIMITS BY FLOW

Passenger Flow	Maximum Capacity		
	Time of Day	Unit	Capacity
 International Arrivals	H24	Seats per hour	4,000
	H24	Seats per two hours	6,000 ^{1/}
 Domestic and Precleared Arrivals	H24	Seats per 20 minutes	650
	H24	Seats per hour	900
 Departures	Between 12:30 and 20:30	Seats per two hours	3,800
	Between 20:30 and 12:30	Seats per two hours	3,100
	H24	Seats per four hours	5,500

NOTES: H24 – 24 hours a day.

^{1/} The demand may only be sustained at capacity for up to 3 consecutive hours.

SOURCE: Ricondo & Associates, Inc., August 2019